



## VirtuaLine™ PRO Line Projector Datasheet

### Overview:

Laserglow's VirtuaLine™ series of line projecting LED light fixtures are an innovative and cost-effective way to demarcate walkways and laneways without using paint or tape. VirtuaLine™ PRO Line Projector fixtures create an indestructible floor line that eliminates the need for maintenance required by floor tape and paint lines, changing the way you handle floor marking in your facility.

### Key Features:

- Modular – Easily reconfigure spaces within your facility without stripping paint or tape
- Highly Durable - No wear and tear from foot traffic
- Cost Effective - Eliminates the need for repainting or retaping
- Ultra Visible - Overcomes complacency by attracting more attention because of a dynamic projection
- Smart Triggered - Optional capability to trigger signage using motion sensors, beam break sensors or push button
- Adjustable Focus - Control the thickness of the line projections

### Specifications:

#### Lamp Details

<b>Type of Light Source:</b>	High Performance LED
<b>Rated Power:</b>	80 W
<b>Light Source Life (MTTF):</b>	30,000 hours at 25°C/77°F

#### Optical

<b>Light Colour:</b>	Amber, Red, Green, Blue, White (6000K)
<b>Luminous Flux:</b>	12,000 lm
<b>Projection Distance:</b>	Up to 51 ft (17 m)
<b>Beam Projection Lens Angles:</b>	Standard Angle Lens: Line Length ~ 1.0 x mounting height (approx.) Wide Angle Lens: Line Length ~ 1.5 x mounting height (approx.)

<b>Temperature Range (°C):</b>	-20 to 50 °C (-4 to 120 °F)
<b>Relative humidity:</b>	5% to 80% noncondensing
<b>Projector Power:</b>	80W
<b>Power Supply:</b>	100-240 VAC nominal, 50/60 Hz, 0.67A, 80W
<b>IP Rating:</b>	IP65

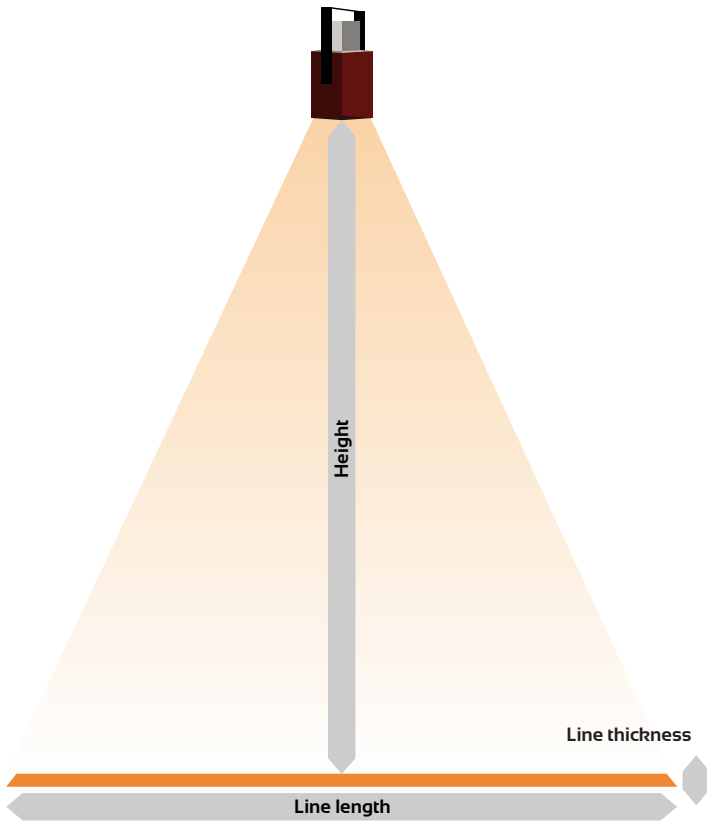
<b>Standard Warranty:</b>	12 months
---------------------------	-----------

<b>Smart Triggered Projection:</b>	Projection flashing using smart controller and sensors
------------------------------------	--

<b>Accessories included:</b>	Mounting bracket and power supply
------------------------------	-----------------------------------

# VirtuaLine™ PRO Line Projector

Photometric Data - Projection dimensions and visibility:



## Standard Lens



Mounting height	Line Length	Line Thickness	Brightness				
			Amber	Green	Blue	Red	White
@10 ft / 3 m	13 ft / 4 m	3 in / 7 cm	10660 LUX	13610 LUX	11610 LUX	11610 LUX	11910 LUX
@15 ft / 4.5 m	19 ft / 5.8 m	4 in / 10 cm	4880 LUX	6390 LUX	5300 LUX	5300 LUX	5460 LUX
@20 ft / 6 m	23 ft / 7 m	5 in / 12 cm	2800 LUX	3730 LUX	3040 LUX	3040 LUX	3140 LUX
@25 ft / 7.5 m	29 ft / 8.8 m	6 in / 15 cm	1820 LUX	2460 LUX	1970 LUX	1970 LUX	2040 LUX
@30 ft / 9 m	33 ft / 10 m	7 in / 17 cm	1280 LUX	1750 LUX	1390 LUX	1390 LUX	1440 LUX
@35 ft / 10.5 m	39 ft / 11.8 m	8 in / 20 cm	950 LUX	1310 LUX	1030 LUX	1030 LUX	1070 LUX
@40 ft / 12 m	43 ft / 13 m	9 in / 23 cm	740 LUX	1020 LUX	790 LUX	790 LUX	830 LUX
@45 ft / 13.5 m	49 ft / 14.8 m	10 in / 25 cm	590 LUX	820 LUX	630 LUX	630 LUX	660 LUX

## Wide Lens

Mounting height	Line Length	Line Thickness	Brightness				
			Amber	Green	Blue	Red	White
@10 ft / 3 m	21 ft / 6.5 m	3 in / 7 cm	6250 LUX	5640 LUX	6560 LUX	6560 LUX	7600 LUX
@15 ft / 4.5 m	29 ft / 8.8 m	4 in / 10 cm	2880 LUX	2540 LUX	2950 LUX	2950 LUX	3420 LUX
@20 ft / 6 m	36 ft / 11 m	5 in / 12 cm	1670 LUX	1440 LUX	1680 LUX	1680 LUX	1940 LUX
@25 ft / 7.5 m	42 ft / 12.8 m	6 in / 15 cm	1090 LUX	930 LUX	1080 LUX	1080 LUX	1250 LUX
@30 ft / 9 m	48 ft / 14.6 m	7 in / 17 cm	770 LUX	650 LUX	750 LUX	750 LUX	880 LUX
@35 ft / 10.5 m	53 ft / 16 m	8 in / 20 cm	570 LUX	480 LUX	560 LUX	560 LUX	650 LUX
@40 ft / 12 m	57 ft / 17.3 m	9 in / 23 cm	440 LUX	370 LUX	430 LUX	430 LUX	500 LUX
@45 ft / 13.5 m	60 ft / 18.2 m	10 in / 25 cm	350 LUX	290 LUX	340 LUX	340 LUX	390 LUX

## Accessories:

The most popular accessories for this model are shown below. For additional details regarding these or other accessories please see our website or contact us directly.

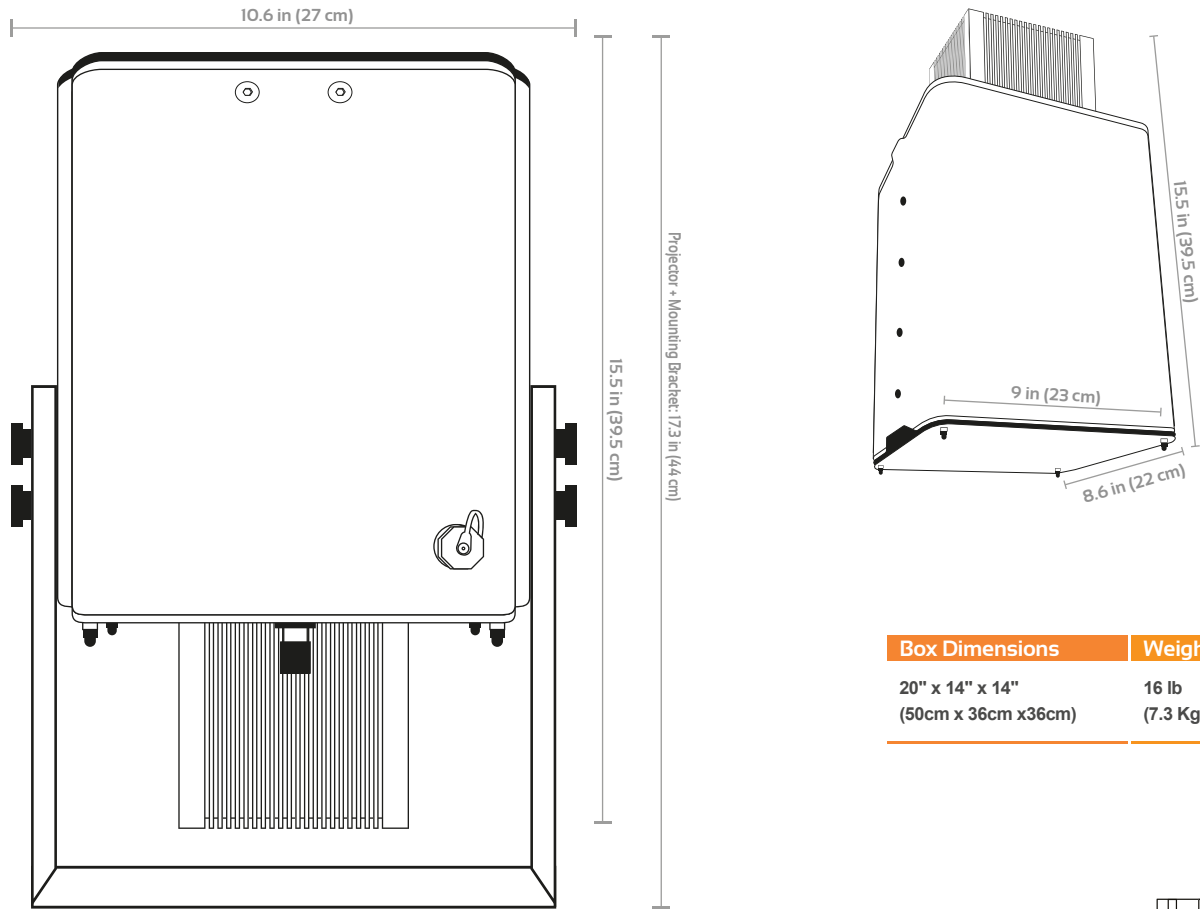
Product SKU	Description
<b>Lenses</b>	
 ABM088CXX	• No Drill Magnetic Mounts
 AVLLKXXX	• Line Length Limiting Panels



Find out more about Accessories:  
[www.laserglow.com/industrial](http://www.laserglow.com/industrial)

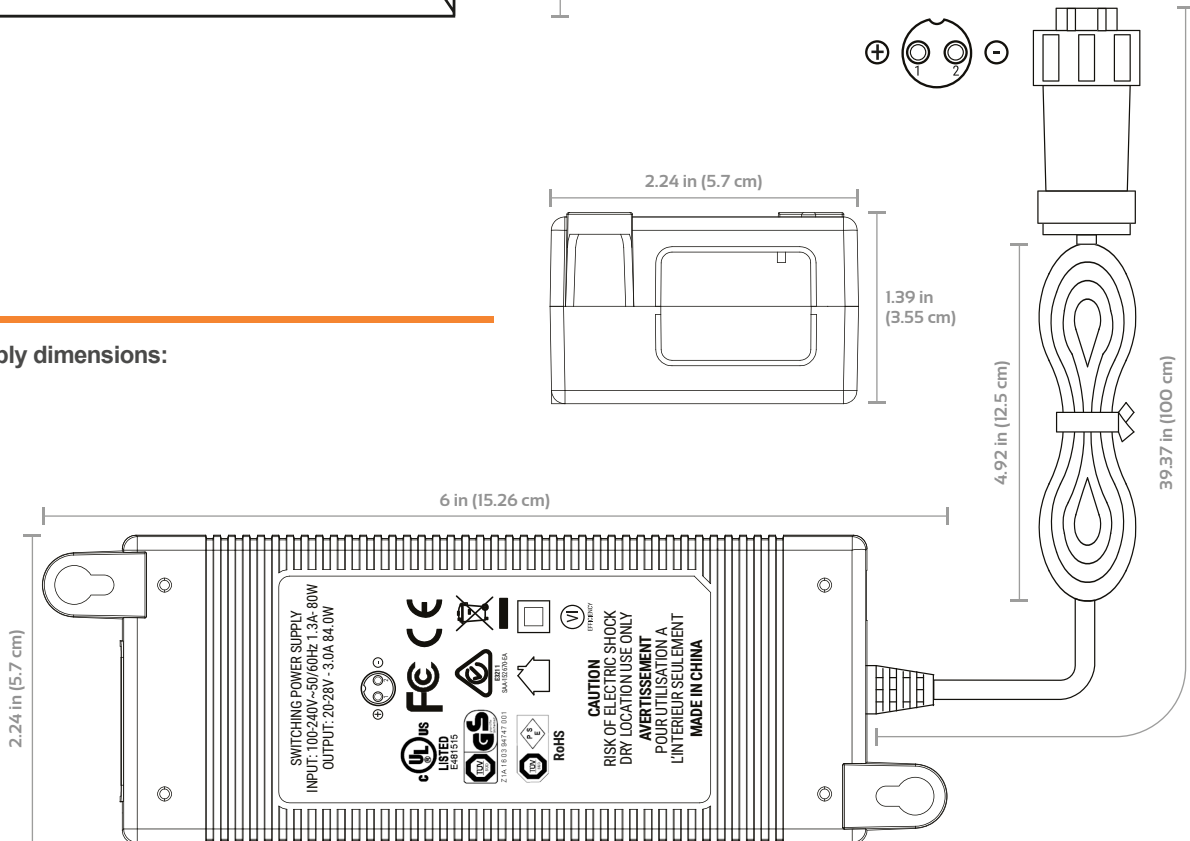
# VirtuaLine™ PRO Line Projector

## Projector dimensions:



Box Dimensions	Weight
20" x 14" x 14" (50cm x 36cm x36cm)	16 lb (7.3 Kg)

## Power Supply dimensions:





[www.laserglow.com](http://www.laserglow.com)

**For more information please contact:**

**LASERGLOW TECHNOLOGIES**

99 Ingram Dr. Unit B, North York, ON, Canada M6M2L7

Tel. (416) 729-7976 Fax (480) 247-4864

[sales@laserglow.com](mailto:sales@laserglow.com)

E&OE: Data included in this sheet may be subject to change without notice.  
Please confirm critical specifications with our staff prior to ordering.